


NATIONAL ENGINEERING COLLEGE,
NALATTINPUTHUR, K.R.NAGAR, KOVILPATTI.
BALANCE SHEET AS ON 31.03.2023

31.03.2022	LIABILITIES	31.03.2023	31.03.2022	ASSETS	31.03.2023
56,59,36,125	CAPITAL FUND: As Per Schedule - I	59,19,97,257	41,93,06,575	FIXED ASSETS As per Schedule - III	44,69,26,463
2,21,22,489	CURRENT LIABILITIES & PROVISIONS: As Per Schedule - II	2,52,93,748	14,47,42,806	INVESTMENTS As per Schedule - IV	15,58,66,582
			2,40,09,233	CURRENT ASSETS As per Schedule - V	1,44,97,959
58,80,58,614	Total	61,72,91,004	58,80,58,614		61,72,91,004

Place :

Date :




Chartered Accountant
CA. P. BALASUBRAMANIAN, B.Sc., F.C.A.,
M.M. No. 200597
CHARTERED ACCOUNTANT,
182/1, A.K.S. Theatre Road,
KOVILPATTI - 628 502.

NATIONAL ENGINEERING COLLEGE,
NALATTINPUTHUR, K.R.NAGAR, KOVILPATTI.
INCOME AND EXPENDITURE AS ON 31.03.2023


31.03.2022	EXPENDITURE		31.03.2023	31.03.2022	INCOME		31.03.2023
	TO SALARY:				STUDENT FEES:		
11,85,01,879	Salary	11,62,35,863		15,44,29,506	Tuition Fees	15,60,50,994	
1,81,77,767	E.P.F Paid	1,67,74,650		2,30,63,500	Other Fees	2,65,10,000	
7,62,232	ESI Paid	7,06,455		2,81,500	Academic Society Fee	3,08,500	
11,36,908	Graduflity Expenses	2,15,748		1,87,500	Autocad Course Fee	2,03,550	
14,41,563	Staff Welfare	18,49,871		5,14,550	Exam Stationary Fee	3,08,500	
14,00,20,349			13,57,82,587	95,497	Fine Collection	1,23,277	
	To Administrative Expenses:			69,550	CSI - Student Chapter	54,846	
5,14,825	Academic Council & Board of Studies Meet	9,16,864		944	IEI - Student Chapter	-	
2,90,000	Affiliation Fees	7,65,000		2,707	IETE - Student Chapter	-	
-	AICTE Approval Fee	1,90,000		8,098	ISTE - Students Chapter	-	
42,798	Alumini Meet Expenses	1,27,078		-	Institute of Engg. - R & D Project	23,000	
3,16,837	Accreditation Expenses	5,66,409		75,07,768	Exam Fee - (Autonomous)	74,90,456	
32,79,359	Advertisement	49,73,809		1,12,600	NSS/YRC/Flagday/Marksheet	1,23,400	
34,000	Charity other than Religious	-		4,05,236	BEC Course Fee	3,750	
29,64,604	Exam Expenses	36,36,743		18,66,78,956			19,12,00,273
43,400	Governing Council Meet Expenses	82,370		7,000	By Other Collection:		
4,65,290	Graduation day expenses	11,30,962		1,27,78,881	Application Fees	2,500	
18,53,285	Internet Charges	12,40,585		4,53,600	Busfare Collection	2,55,80,886	
15,000	Member Ship Fees	1,22,396		1,79,184	Consultancy Fees	1,90,600	
1,02,583	Parents & Teachers meeting	77,907		32,28,866	Computer Special Course	-	
35,34,169	Placement & Training Expenses	18,83,413		1,23,09,764	Eß Charges Collection	53,51,902	
43,031	Pooja Expenses	92,760		1,72,741	EPF Collection	1,18,05,696	
49,243	Postal Expenses	53,074		3,05,950	ESI Collection	2,35,793	
8,31,213	Printing & Stationary	15,18,416		62,26,743	Insurance Premium	3,33,350	
1,57,500	Scholarship	11,25,000		-	Interest Received	91,88,667	
9,33,792	Rates & Taxes	-		55,000	Mediclaime Insurance	5,01,010	
2,00,000	R&D Expenses Chemistry	2,00,000		1,95,000	Over Head Charges	1,47,471	
2,00,000	R & D Expenses - CSE Dept	2,00,000	1,89,02,786	3,871	Ph.D Tuition Fee	1,00,000	
1,58,70,929				3,59,16,600	Photo copy fee collection	868	5,34,38,743
15,58,91,278	Balance C/d		15,46,85,373	22,25,95,556	Balance C/d		24,46,39,016

D. P. Balasubramanian
CA. P. BALASUBRAMANIAN, B.Sc., F.C.A.,
M.M. No. 200597
CHARTERED ACCOUNTANT,
182/1, A.K.S. Theatre Road,
KOVILPATTI.

31.03.2022	EXPENDITURE		31.03.2023	31.03.2022	INCOME		31.03.2023
15,58,91,278	Balance B/d		15,46,85,373	22,25,95,556	Balance C/d		24,46,39,016
2,00,000	R & D Expenses - ECE Dept	2,00,000		-	Online Exam Fees	7,39,841	
3,19,994	R & D Expenses - EEE Dept	4,06,123		-	Registration Charges for Seminar	2,61,204	
2,00,000	R & D Expenses - IT Dept	2,00,000		20,000	German Course Fee	70,000	
2,00,000	R & D Expenses - Mechanical Dept	2,00,000		3,75,566	IEEE International conference	-	
3,99,470	Special Course Expenses	2,71,120		88,000	Japanese Course Fee	2,40,000	
5,96,895	Sports and Development Expenses	20,75,358		28,000	Revaluation Fees	-	
1,75,578	Staff Selection Committee Expenses	3,20,742		27,48,779	Sundry Income	22,75,108	35,86,153
4,72,525	Sundry Expenses	10,91,554		32,60,345			
2,02,675	Seminar Expenses	5,49,233			Grant Income		
1,72,128	Telephone Charges	1,68,103			CSR Fund Received From Kayar Exports	-	
1,54,978	Travelling Expenses	5,99,408		10,00,000	Grant From TNSCST	37,500	
50,000	Way to Success programme expenses	3,75,114		-	Grant From AICTE - FDP	-	
1,08,87,669	E.B Charges	1,61,79,924		93,000	NSS - Unit I Receipt	35,500	
2,83,801	Electricity Charges - Diesel Consumption	9,94,552		85,595	Grant Anna University Chennai	3,97,500	4,70,500
6,10,219	Solar Power Charges	8,42,966	2,44,74,197	-			
1,49,25,932	To Misc Expenses:			11,78,595			
3,416	Association Expenses	6,779			University Fees Colletion:		
1,03,976	Bank Charges	75,623			University Administration Fees	4,62,750	
4,01,250	BEC Course Expenses	-		4,22,250	University Reco Fee	1,85,100	
18,63,971	Books & Periodicals and Subscription	21,59,835		1,70,400	University Registration Fees	3,08,500	
8,739	Entertainment Expenses	-		2,82,000	University regu curriculam fee	1,23,400	
1,96,644	IEEE Student Chapter	1,94,287		1,12,600	Univversity sports Fees	4,08,500	14,88,250
-	IEEE International Conference	2,85,000		3,77,800			
9,26,671	Insurance Premium (Students and Staffs)	7,35,729		13,65,050			
1,05,000	Legal Fees	30,000					
22,220	Lorry Freight	32,344					
8,69,605	NBA Expenses	2,24,168	37,43,765				
45,01,492							
17,53,18,702	Balance C/d		18,29,03,336	22,83,99,546	Balance C/d		25,01,83,919


CA. P. BALASUBRAMANIAN, B.Sc., F.C.A.,
 M.M. No. 200597
 CHARTERED ACCOUNTANT,
 182/1, A.K.S. Theatre Road,
 KOVILPATTI - 628 502,

31.03.2022	EXPENDITURE		31.03.2023	31.03.2022	INCOME		31.03.2023
17,53,18,702	Balance B/d		18,29,03,336	22,83,99,546	Balance B/d		25,01,83,919
2,11,621	NCC Expenses	5,44,108					
2,71,096	NSS Expenses	1,19,538					
1,23,100	Patent Expenses	2,105					
-	Project Expenses	45,500					
-	Innovative Council	14,118					
-	NAAC Expenses	16,11,288					
-	NEET Training Expenses	1,53,720					
-	CSI Membership fees	87,850					
13,497	Product Development Expenses	3,03,158					
-	Seed Money R&D	14,87,454					
-	Research & Development Expenses	11,45,427					
67,260	Research & Development Centre Approvel Fee	2,36,000					
3,41,111	Road Tax	7,47,532					
10,57,500	Water Charges	-					
20,66,336	Staff Development Expenses	5,67,472					
15,822	University /DTE Certificate Verification Fees	25,068	70,90,338				
41,67,343	To Repairs & Maintenance:						
74,324	Generator Maintenance	84,960					
1,74,295	Furniture Maintenance	1,38,360					
82,005	Garden Maintenance	1,09,360					
1,55,399	Ground Maintenance	5,232					
2,56,472	Sanitary Maintenance	1,43,356	4,81,268				
7,42,495							
18,02,28,540	Balance C/d		19,04,74,942	22,83,99,546	Balance C/d		25,01,83,919


CA. P. BALASUBRAMANIAN, B.Sc., F.C.A.,
M.M. No. 200597
CHARTERED ACCOUNTANT,
182/1, A.K.S. Theatre Road,
KOVILPATTI - 628 502.

31.03.2022	EXPENDITURE		31.03.2023	31.03.2022	INCOME		31.03.2023
18,02,28,540	Balance B/d		19,04,74,942	22,83,99,546	Balance B/d		25,01,83,919
	Lab Consumables and Maintenance:						
24,987	Chemistry Lab Consumables and Maintenance	87,158					
10,026	Civil Lab Consumables and Maintenance	1,30,032					
2,241	CSE Lab Consumables and Maintenance	12,315					
63,889	ECE Lab Consumables and Maintenance	33,843					
-	EEE Lab Consumables and Maintenance	9,775					
-	IT Lab maintenance	985					
-	Physics Lab maintenance	2,131					
28,062	Electrical Maintenance	3,76,657					
1,65,259	Lab Consumables and Maintenance	9,446					
1,80,653	Mech Lab Consumables and Maintenance	3,24,341					
12,19,461	Repair & Maintenance - Building	18,73,545					
29,23,666	Repair & Maintenance - Others	38,83,333	67,43,560				
46,18,244	Vehicle Fuel & Maintenance						
1,01,98,217	Bus fuel and Maintenance	2,11,27,830					
6,52,342	Car fuel and Maintenance	7,78,264					
12,78,050	Other Vehicle fuel and Maintenance	17,56,932	2,36,63,027				
1,21,28,609	University Fees Paid						
5,10,750	University Administration fee	4,41,000					
2,05,500	University Reco Fee Paid	1,80,000					
3,40,500	University Registration Fee Paid	2,94,000					
4,00,450	University Sports fee	-	9,15,000				
14,57,200							
20,00,000	Contribution to Business Incubator		20,00,000				
2,79,66,953	Excess of Income over Expenditure		2,63,87,390				
22,83,99,546	Balance C/d		25,01,83,919	22,83,99,546	Balance C/d		25,01,83,919

Place:

Date:

D. P. Balasubramanian

Chartered Accountant
CA. P. BALASUBRAMANIAN, B.Sc., F.C.A.,

M.M. No. 200597


CHARTERED ACCOUNTANT,
182/1, A.K.S. Theatre Road,
KOVILPATTI - 628 502.

NATIONAL ENGINEERING COLLEGE, FIXED ASSET SCHEDULE AS ON 31.03.2023					
ASSETS DETAILS	W.D.V.AS ON 01.04.2022	Total Addition	Total deletion	TOTAL AMOUNT	W.D.V.AS ON 31.03.2023
WIP - Guest house	2,07,59,883	68,77,752		2,76,37,635	2,76,37,635
WIP - Land Scaping work	1,29,13,048	7,20,750		1,36,33,798	1,36,33,798
WIP - Ground Gallery	54,07,581	55,09,275		1,09,16,856	1,09,16,856
Building	23,57,47,984	12,20,574		23,69,68,558	23,69,68,558
Compound Wall	-	29,94,914		29,94,914	29,94,914
Books	25,92,893	2,49,786		28,42,679	28,42,679
Electrical Equipments	39,79,087	4,30,351		44,09,438	44,09,438
Furniture & Fittings	1,79,20,919	3,20,847		1,82,41,766	1,82,41,766
Lands	19,00,130	-		19,00,130	19,00,130
Plant & Machinery	9,10,18,298	89,52,403		9,99,70,701	9,99,70,701
Vehicle	2,70,66,751	8,64,099	5,20,862	2,74,09,988	2,74,09,988
Total	41,93,06,575	2,81,40,750	5,20,862	44,69,26,463	44,69,26,463

Place : Kovilpatti

Date :

Date:



Chartered Accountant
CA. P. BALASUBRAMANIAN, B.Sc., F.C.A.,
M.M. No. 200597
CHARTERED ACCOUNTANT,
182/1, A.K.S. Theatre Road,
KOVILPATTI - 628 502.