


NATIONAL ENGINEERING COLLEGE,
NALATTINPUTHUR, K.R.NAGAR, KOVILPATTI.
BALANCE SHEET AS ON 31.03.2024

31.03.2023	LIABILITIES	31.03.2024	31.03.2023	ASSETS	31.03.2024
59,19,97,257	CAPITAL FUND: As Per Schedule - I	61,75,55,426	44,69,26,463	FIXED ASSETS As per Schedule - III	48,78,60,612
2,52,93,747	CURRENT LIABILITIES & PROVISIONS: As Per Schedule - II	2,79,87,009	15,58,66,582	INVESTMENTS As per Schedule - IV	13,31,65,042
			1,44,97,959	CURRENT ASSETS As per Schedule - V	2,45,16,781
61,72,91,004	Total	64,55,42,435	61,72,91,004		64,55,42,435

Place :

Date :


 Chartered Accountant
 CA. P. BALASUBRAMANIAN, B.Sc., F.C.A.,
 M.M.No. 200597
 CHARTERED ACCOUNTANT,
 182/1, A.K.S. Theatre Road,
 KOVILPATTI - 628 502.

**NATIONAL ENGINEERING COLLEGE,
NALATTINPUTHUR, K.R.NAGAR, KOVILPATTI.
INCOME AND EXPENDITURE AS ON 31.03.2024**

31.03.2023	EXPENDITURE		31.03.2024	31.03.2023	INCOME		31.03.2024
	TO SALARY:				STUDENT FEES:		
11,62,35,863	Salary	12,80,26,123		15,60,50,994	Tuition Fees	18,59,48,500	
1,67,74,650	E.P.F Paid	1,70,53,319		2,65,10,000	Other Fees	61,18,000	
7,06,455	ESI Paid	6,85,762		3,08,500	Academic Society Fee	5,58,500	
2,15,748	Graduity Expenses	56,15,680		2,03,550	Autocad Course Fee	6,78,795	
18,49,871	Staff Welfare	17,89,795		3,08,500	Exam Stationary Fee	5,58,500	
13,57,82,587			15,31,70,679	1,23,277	Fine Collection	1,68,306	
	To Administrative Expenses:			54,846	CSI - Student Chapter	-	
9,16,864	Academic Council & Board of Studies Meet	22,31,400		-	IEEE - Student Chapter	25,000	
7,65,000	Affiliation Fees	4,00,000		23,000	Institute of Engg. - R & D Project	-	
				-	CSI Membership fees	74,250	
1,90,000	AICTE Approval Fee	7,78,000		74,90,456	Exam Fee - (Autonomous)	78,47,050	
1,27,078	Alumini Meet Expenses	8,03,570		1,23,400	NSS/YRC/Flagday/Marksheet	2,23,400	
5,66,409	Accreditation Expenses	-		3,750	BEC Course Fee	7,500	
49,73,809	Advertisement	34,55,440		19,12,00,273			20,22,07,801
-	Autonomous Extension Expenses	50,000		2,500	By Other Collection:		
36,36,743	Exam Expenses	32,85,855		2,55,80,886	Application Fees	5,500	
82,370	Governing Council Meet Expenses	47,619		1,90,600	Busfare Collection	2,53,29,089	
11,30,962	Graduation day expenses	10,41,736		-	Consultancy Fees	15,59,335	
12,40,585	Internet Charges	14,74,996		53,51,902	Conferance Reg Fee(Library)	4,44,350	
1,22,396	Member Ship Fees	2,56,980		1,18,05,696	EB Charges Collection	54,99,762	
77,907	Parents & Teachers meeting	1,95,611		2,35,793	EPF Collection	1,23,62,424	
18,83,413	Placement & Training Expenses	10,64,964		3,33,350	ESI Collection	2,77,904	
92,760	Pooja Expenses	76,880		91,88,667	Insurance Premium	6,82,934	
53,074	Postal Expenses	60,756		5,01,010	Interest Received	1,14,25,691	
15,18,416	Printing & Stationary	12,89,116		1,47,471	Mediclaime Insurance	11,257	
11,25,000	Scholarship	19,11,000		1,00,000	Over Head Charges	1,00,000	
-	Conference Expenses (Library)	5,46,069		868	Ph.D Tuition Fee	55,000	
2,00,000	R&D Expenses Chemistry	2,00,000		5,34,38,743	Photo copy fee collection	1,950	5,77,55,196
2,00,000	R & D Expenses - CSE Dept	2,00,000	1,93,69,992				
1,89,02,786							
15,46,85,373	Balance C/d		17,25,40,671	24,46,39,016	Balance C/d		25,99,62,997

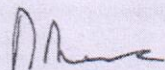
31.03.2023	EXPENDITURE		31.03.2024	31.03.2023	INCOME		31.03.2024
15,46,85,373	Balance B/d		17,25,40,671	24,46,39,016	Balance C/d		25,99,62,997
2,00,000	R & D Expenses - ECE Dept	2,00,000		7,39,841	Online Exam Fees	4,88,697	
4,06,123	R & D Expenses - EEE Dept	4,44,792		2,61,204	Registration Charges for Seminar	3,38,415	
2,00,000	R & D Expenses - IT Dept	2,00,000		70,000	German Course Fee	40,000	
2,00,000	R & D Expenses - Mechanical Dept	2,00,000		-	MSME Champion Scheme Project	15,60,988	
2,71,120	Special Course Expenses	11,23,580		-	Remission of Liability	6,55,630	
20,75,358	Sports and Development Expenses	23,55,479					
3,20,742	Staff Selection Committee Expenses	68,165		2,40,000	Japanese Course Fee	1,04,000	
10,91,554	Sundry Expenses	9,55,770		-	Special Course Fees	-	
5,49,233	Seminar Expenses	7,56,143		22,76,037	Sundry Income	14,07,681	45,95,411
1,68,103	Telephone Charges	1,76,810		35,87,082	Grant Income		
5,99,408	Travelling Expenses	4,78,697					
3,75,114	Way to Success programme expenses	7,64,950		37,500	Grant From TNSCST	-	
1,61,79,924	E.B Charges	1,82,63,476		-	Grant From DST	1,01,311	
9,94,552	Electricity Charges - Diesel Consumption	5,38,429		-	Grant From AICTE - FDP	5,00,000	
8,42,966	Solar Power Charges	3,10,517		35,500	NSS - Unit I Receipt	78,800	
2,44,74,197	To Misc Expenses:		2,68,36,808	3,97,500	Grant Anna University Chennai	-	6,80,111
6,779	Association Expenses	-		4,70,500			
75,623	Bank Charges	19,976			University Fees Collection:		
-	Entertainment Expenses	16,018		4,62,750	University Administration Fees	8,37,750	
-	Registration Fees Paid	4,78,500		1,85,100	University Reco Fee	3,36,300	
21,59,835	Books & Periodicals and Subscription	18,64,719		3,08,500	University Registration Fees	5,58,500	
-	Mark Statement Verification Expenses	24,100		1,23,400	University regu curriculam fee	2,23,400	
1,94,287	IEEE Student Chapter	-		4,08,500	Univversity sports Fees	7,60,500	27,16,450
2,85,000	IEEE International Conference	-		14,88,250			
7,35,729	Insurance Premium (Students and Staffs)	5,11,548					
30,000	Legal Fees	1,79,000					
32,344	Lorry Freight	31,365					
2,24,168	NBA Expenses	1,08,511	32,33,737				
37,43,765							
18,29,03,335	Balance C/d		20,26,11,216	25,01,84,848	Balance C/d		26,79,54,969

31.03.2023	EXPENDITURE		31.03.2024	31.03.2023	INCOME	31.03.2024
18,29,03,335	Balance B/d		20,26,11,216	25,01,84,848	Balance B/d	26,79,54,969
5,44,108	NCC Expenses	1,40,452				
1,19,538	NSS Expenses	1,57,991				
2,105	Patent Expenses	2,59,360				
45,500	Project Expenses	2,36,021				
-	MSME Champion Scheme Expenses	15,60,988				
-	Inspection Fees	30,000				
14,118	Innovative Council	-				
16,11,288	NAAC Expenses	-				
1,53,720	NEET Training Expenses	-				
87,850	CSI Membership fees	-				
3,03,158	Product Development Expenses	2,78,867				
14,87,454	Seed Money R&D	9,14,868				
11,45,427	Research & Development Expenses	2,16,000				
2,36,000	Research & Development Centre Approval Fee	4,13,000				
-	TNSCST Programme Expenses	7,500				
-	YRC/RRC Expenses	18,865				
-	Website Expenses	10,620				
5,67,472	Staff Development Expenses	21,92,593				
25,068	University /DTE Certificate Verification Fees	-	64,37,125			
63,42,806						
	To Repairs & Maintenance:					
84,960	Generator Maintenance	-				
1,38,360	Furniture Maintenance	2,79,171				
1,09,360	Garden Maintenance	1,89,687				
5,232	Ground Maintenance	3,23,554				
1,43,356	Sanitary Maintenance	2,16,021	10,08,433			
4,81,268						
18,97,27,409	Balance C/d		21,00,56,774	25,01,84,848	Balance C/d	26,79,54,969

31.03.2023	EXPENDITURE		31.03.2024	31.03.2023	INCOME		31.03.2024
18,97,27,409	Balance B/d		21,00,56,774	25,01,84,848	Balance B/d		26,79,54,969
	Lab Consumables and Maintenance:						
87,158	Chemistry Lab Consumables and Maintenance	61,534					
1,30,032	Civil Lab Consumables and Maintenance	1,035					
12,315	CSE Lab Consumables and Maintenance	10,228					
33,843	ECE Lab Consumables and Maintenance	50,191					
9,775	EEE Lab Consumables and Maintenance	24,395					
985	IT Lab maintenance	4,975					
2,131	Physics Lab maintenance	17,180					
3,76,657	Electrical Maintenance	7,23,953					
9,446	Lab Consumables and Maintenance	47,711					
3,24,341	Mech Lab Consumables and Maintenance	2,25,330					
18,73,545	Repair & Maintenance - Building	15,09,237					
38,83,333	Repair & Maintenance - Others	48,99,319	75,75,088				
67,43,561							
	Vehicle Fuel & Maintenance						
2,18,75,362	Bus fuel and Maintenance	1,83,73,747					
7,78,264	Car fuel and Maintenance	7,45,366					
17,56,932	Other Vehicle fuel and Maintenance	17,19,805	2,08,38,918				
2,44,10,558							
	University Fees Paid						
4,41,000	University Administration fee	8,72,250					
1,80,000	University Reco Fee Paid	3,55,500					
2,94,000	University Registration Fee Paid	3,03,000					
-	University Sports fee	3,96,200	19,26,950				
9,15,000							
20,00,000	Contribution to Business Incubator		-				
-	Contribution to KR Innovation Centre		20,00,000				
2,63,88,320	Excess of Income over Expenditure		2,55,57,239				
25,01,84,848	Balance C/d		26,79,54,969	25,01,84,848	Balance C/d		26,79,54,969

Place:


Date:


Chartered Accountant

CA. P. BALASUBRAMANIAN, B.Sc., F.C.A.,
M.M.No. 200597
CHARTERED ACCOUNTANT,
182/1. A.K.S. Theatre Road,
KOVILPATTI - 628 502.

**NATIONAL ENGINEERING COLLEGE,
FIXED ASSET SCHEDULE AS ON 31.03.2024**

ASSETS DETAILS	W.D.V.AS ON 01.04.2023	Total Addition	Total deletion	TOTAL AMOUNT	W.D.V.AS ON 31.03.2024
WIP - Guest house	2,76,37,635	11,37,180	2,87,74,814	-	-
WIP - Land Scaping work	1,36,33,798	-	1,36,33,798	-	-
WIP - Ground Gallery	1,09,16,856	33,38,318		1,42,55,174	1,42,55,174
WIP - Enterance Work	-	2,83,175		2,83,175	2,83,175
Airconditions	-	14,05,353		14,05,353	14,05,353
Building	23,69,68,558	5,82,00,548		29,51,69,106	29,51,69,106
Compound Wall	29,94,914	23,62,337	53,57,251	-	-
Computers	-	87,74,214	-	87,74,214	87,74,214
Books	28,42,679	2,66,684		31,09,363	31,09,363
Electrical Equipments	44,09,438	5,21,345		49,30,783	49,30,783
Office Equipments	-	1,27,070		1,27,070	1,27,070
Furniture & Fittings	1,82,41,766	6,14,694		1,88,56,460	1,88,56,460
Lands	19,00,130	-		19,00,130	19,00,130
Plant & Machinery	9,99,70,701	36,28,015		10,35,98,716	10,35,98,716
Solar Power Equipments	-	55,16,840		55,16,840	55,16,840
Software	-	29,50,240		29,50,240	29,50,240
Vehicle	2,74,09,988	-	4,26,000	2,69,83,988	2,69,83,988
Total	44,69,26,463	8,91,26,013	4,81,91,863	48,78,60,612	48,78,60,612


CA. P. BALASUBRAMANIAN, B.Sc., F.C.A.,
M.M.No. 200597
CHARTERED ACCOUNTANT,
182/1. A.K.S. Theatre Road,
KOVILPATTI - 628 502.